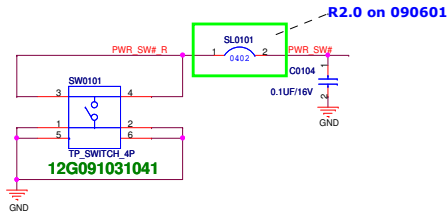
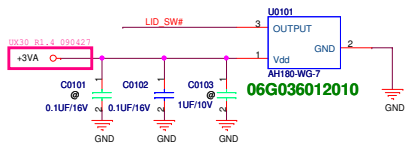


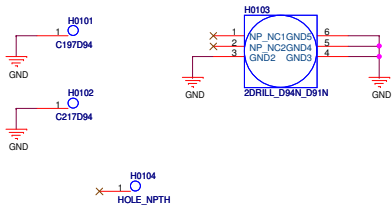
R1.1 on 090327



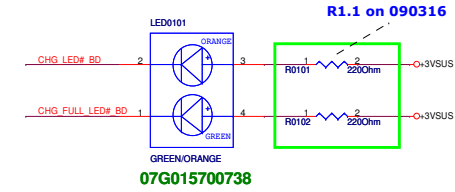
R2.0 on 090601



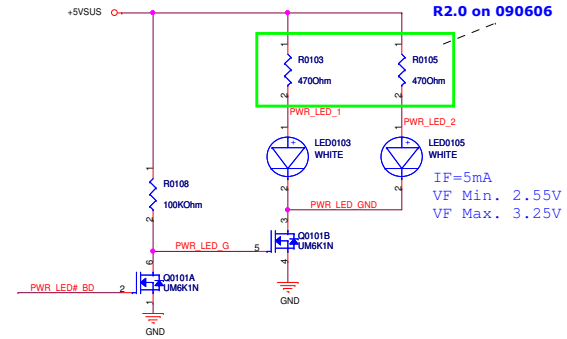
R1.1 on 090327



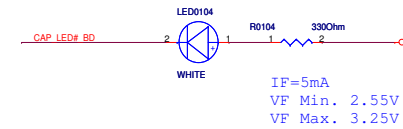
CHARGE LED



POWER LED



CAP LOCK LED

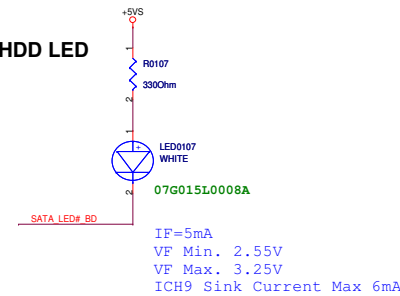


NUM LOCK LED




R1.1 on 090327

HDD LED



WireLess/BT LED



R1.1 on 090327

UX30 PWR LED BD R1.1 Change List

- 1. Change J0101 form 14 pin to 12 pin for ID change
- 2. Delete LED0105 , R0105 of Num Lock LED for PM Spec change
- 3. Delete LED0106 , R0106 of Wireless On LED for PM Spec change

UX30 PWR LED BD R1.2 Change List

- 1. Change J0101 Pin 3 from +5VSUS to +3VSUS
- 2. Change J0101 Pin 10 from +3VSUS to +3VA
- 3. Change U0101 Pin 1 from +3VSUS to +3VA

UX30 PWR LED BD R2.0 Change List

- 1. Delete R0109 and change to SL0101
- 2. Change R0103 and R0105 to discrease LED Light



Title : HISTORY

<OrgName>Engineer: Uei Lee & Hacken

Size	Project Name	Rev
B	UX30 PWR LED BD	2.0

Date: Monday, June 08, 2009Sheet 2 of 2